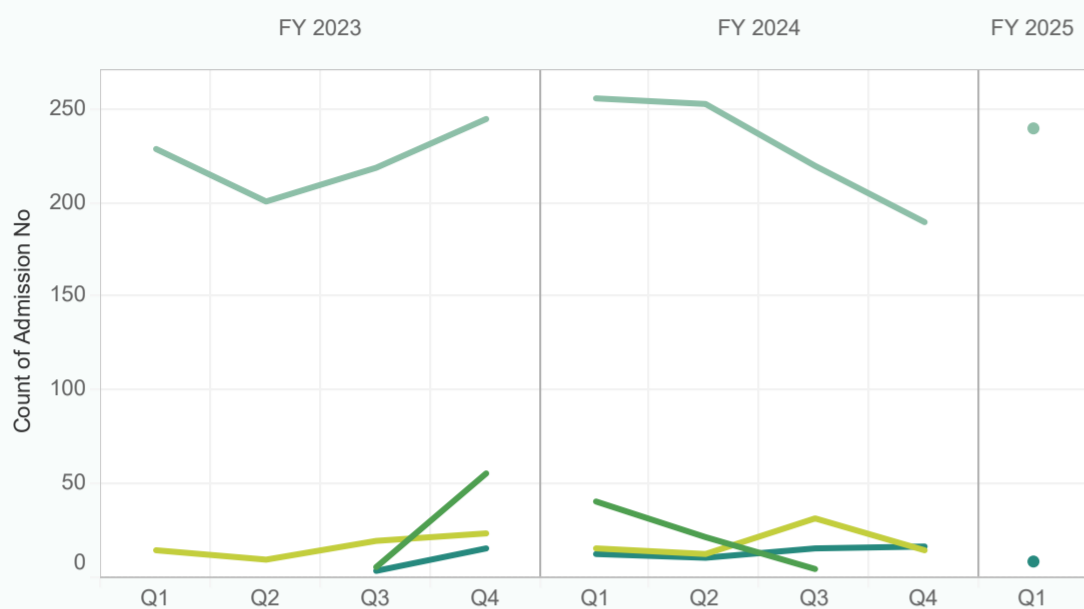


FLEXIBLE BED BASE

Hospital at Home Admissions (Ward Starts)

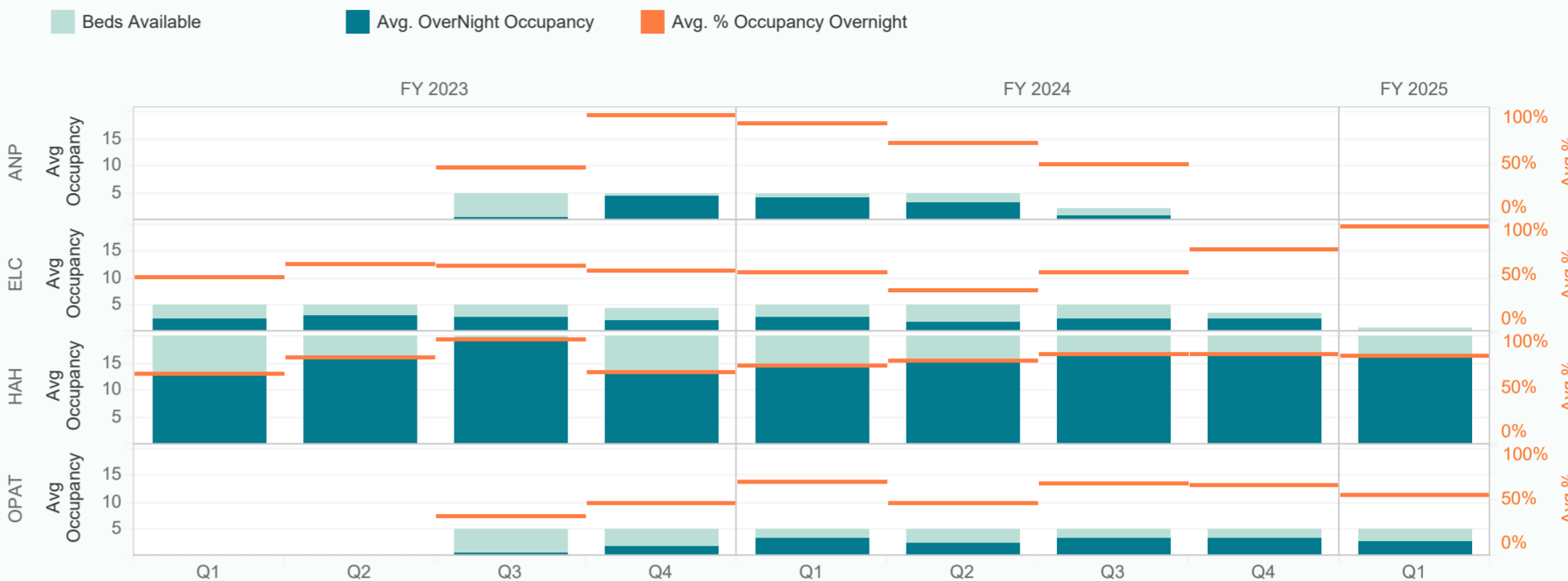
	FY 2022 Q4	FY 2025 Q1
Hospital at Home	187	240 ▲ 53
Hospital at Home - ELC	13	▼ -13
Hospital at Home - OPAT		9 ▲ 9

■ ANP ■ ELC ■ Hospital at Home ■ OPAT



Hospital At Home Capacity and Occupancy - Latest Quarter vs Baseline

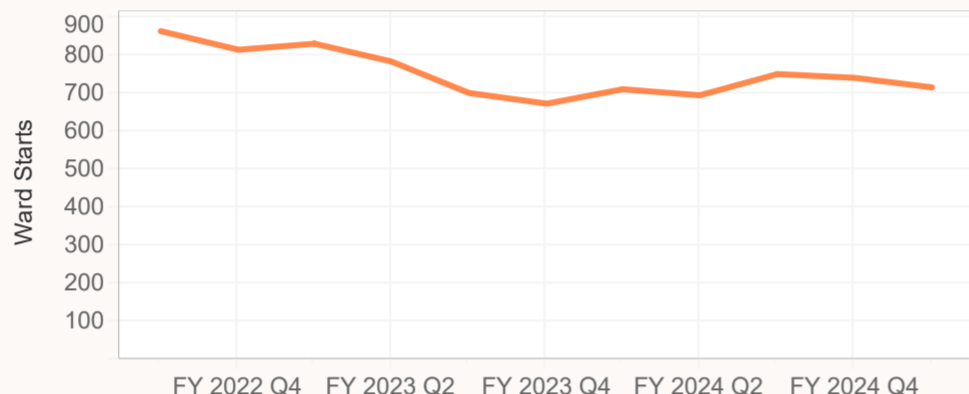
	Average Allocated Beds Available	Average Overnight Occupancy	Average % Occupancy
ANP	0.00	0.00	
ELC	0.62	0.56	96.5%
HAH	20.00	16.07	80.3%
OPAT	5.00	2.82	56.5%



FRAILTY

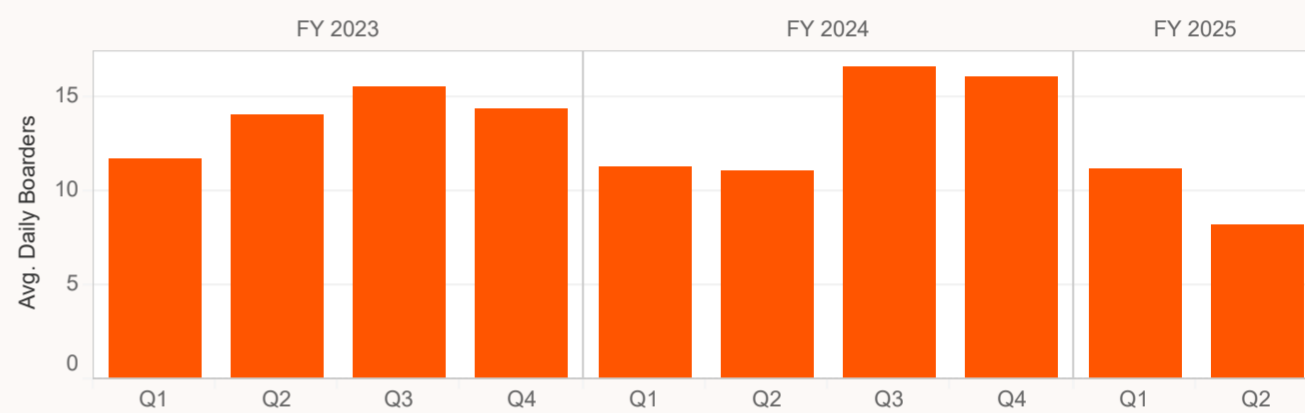
Ward 102 Ward Starts (Admissions)

	FY 2022 Q4	FY 2025 Q1
Ward 102, ARI	816	717 ▼ -99



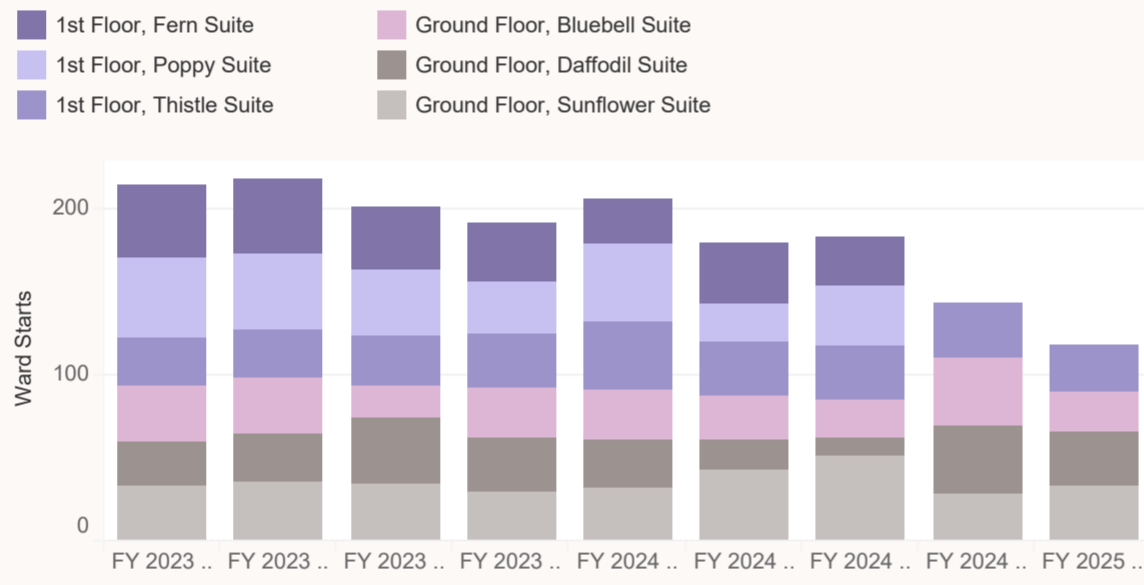
Ward 102 Average Daily Boarders

	FY 2022 Q4	FY 2025 Q1
Ward 102, ARI	15.7	11.2 ▼ -4.5



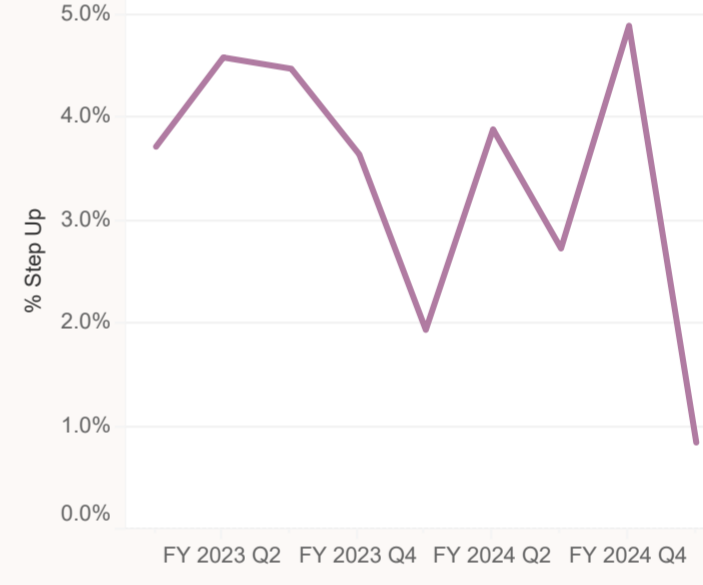
Rosewell House Ward Starts

	FY 2022 Q4	FY 2025 Q1
1st Floor, Fern Suite	26	▼ -26
1st Floor, Poppy Suite	42	▼ -42
1st Floor, Thistle Suite	39	▼ -11
Ground Floor, Bluebell Suite	17	▲ 7
Ground Floor, Daffodil Suite	18	▲ 14
Ground Floor, Sunflower Suite	35	▼ -1



Rosewell House % Step Up (Based on IsFirstWard=1 or Previous Ward Desc='Hospital at Home' derived from Trakcare for each Admission)

	FY 2022 Q4	FY 2025 Q1
1st Floor, Fern Suite	7.69%	▼ -7.69%
1st Floor, Poppy Suite	7.14%	▼ -7.14%
1st Floor, Thistle Suite	5.13%	0.00%
Ground Floor, Bluebell Suite	5.88%	▼ -5.88%
Ground Floor, Daffodil Suite	16.67%	▼ -16.67%
Ground Floor, Sunflower Suite	0.00%	2.94%

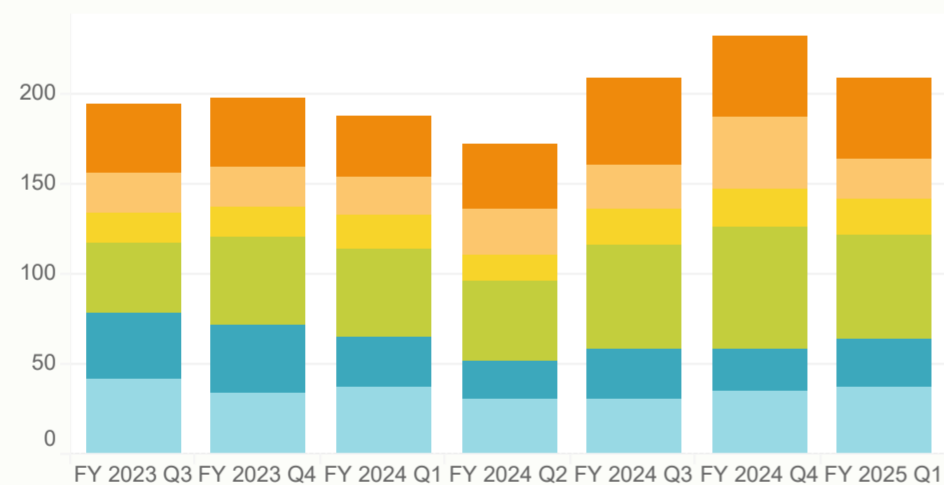


REHABILITATION REVIEW

■ Links Unit ■ Morningfield House ■ Neuro Rehab Unit ■ Orthopaedic Rehab Unit ■ Stroke Unit East ■ Stroke Unit West

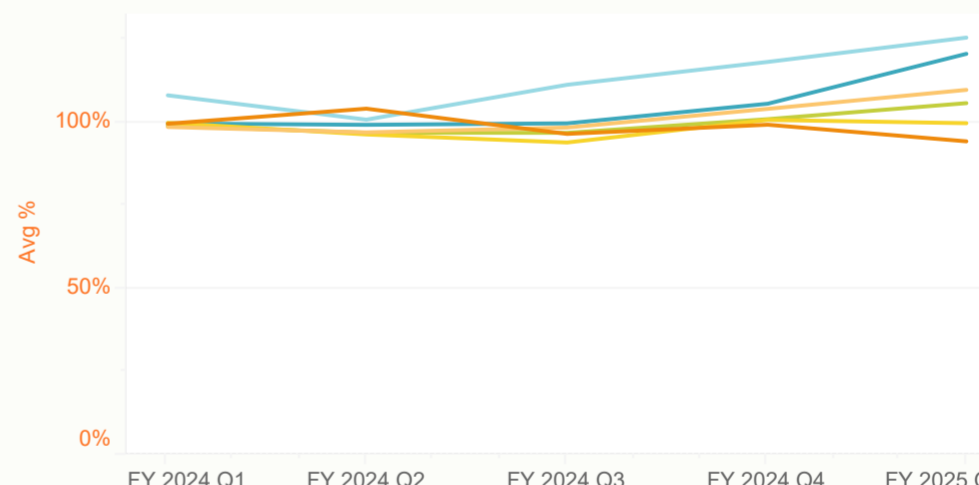
SOARS Ward Starts (Admissions)

	FY 2022 Q4	FY 2025 Q1
Links Unit	53	45 ▼ -8
Morningfield House	41	22 ▼ -19
Neuro Rehab Unit	23	20 ▼ -3
Orthopaedic Rehab Unit	52	58 ▲ 6
Stroke Unit East	34	26 ▼ -8
Stroke Unit West	27	38 ▲ 11



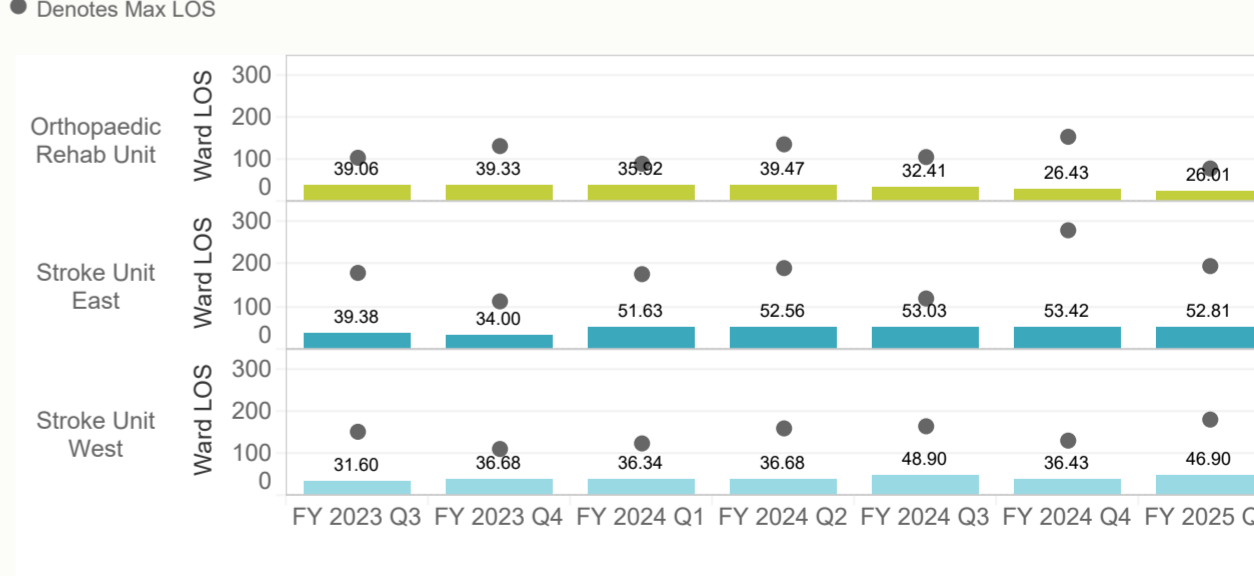
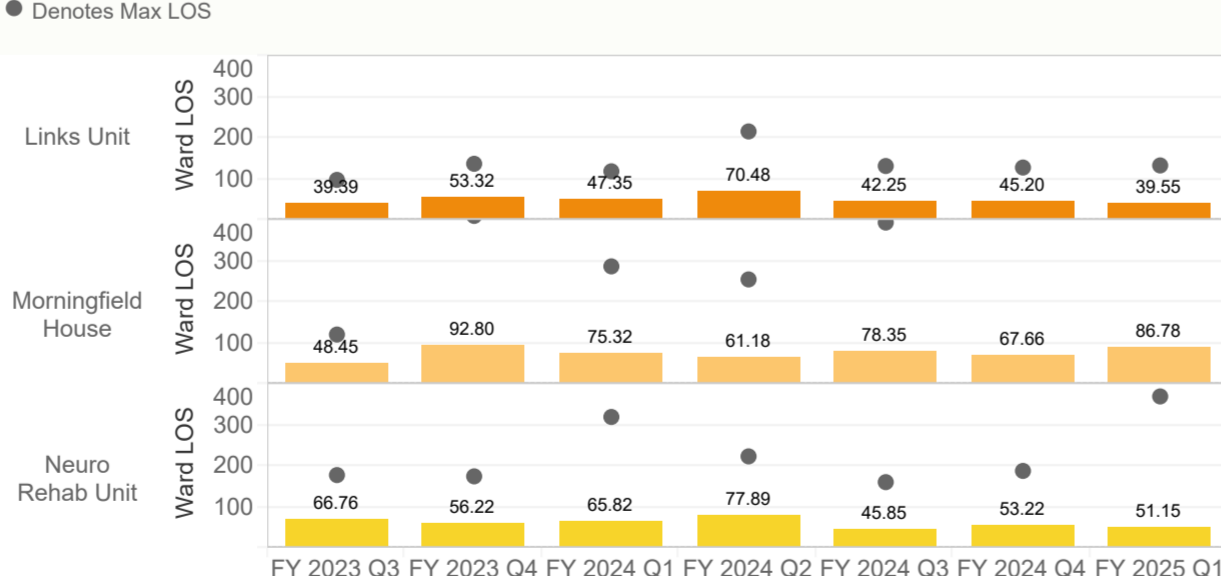
SOARS Average Occupancy

	FY 2022 Q4	FY 2025 Q1
Links Unit	101.3%	94.3% ▼ -7.0%
Morningfield House	97.5%	109.7% ▲ 12.3%
Neuro Rehab Unit	107.6%	99.7% ▼ -7.9%
Orthopaedic Rehab Unit	86.5%	105.7% ▲ 19.2%
Stroke Unit East	79.1%	120.6% ▲ 41.4%
Stroke Unit West	99.5%	125.4% ▲ 25.9%



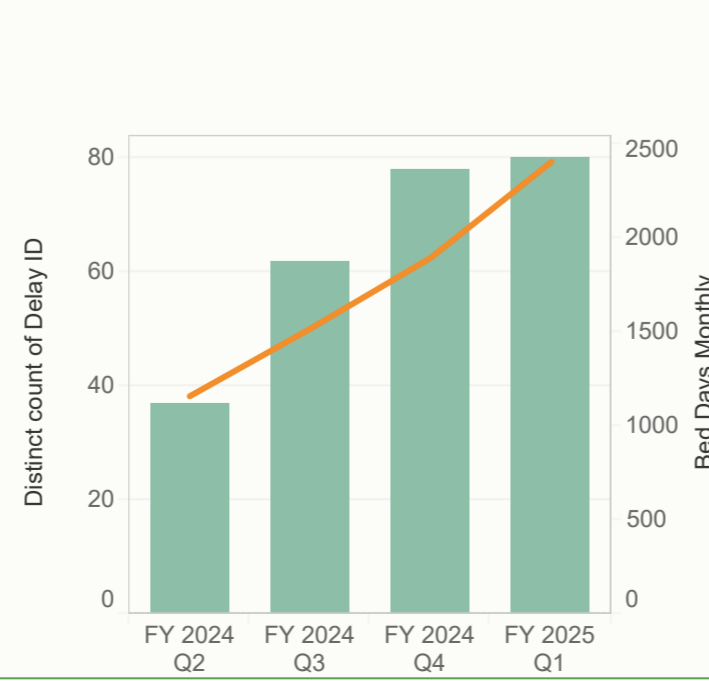
SOARS Average LOS

	FY 2022 Q4	FY 2025 Q1
Links Unit	39.52	39.55 ● 0
Morningfield House	26.29	86.78 ▲ 60.5
Neuro Rehab Unit	17.02	51.15 ▲ 34.1
Orthopaedic Rehab Unit	28.43	26.01 ▼ -2.4
Stroke Unit East	39.76	52.81 ▲ 13.1
Stroke Unit West	40.67	46.90 ▲ 6.2



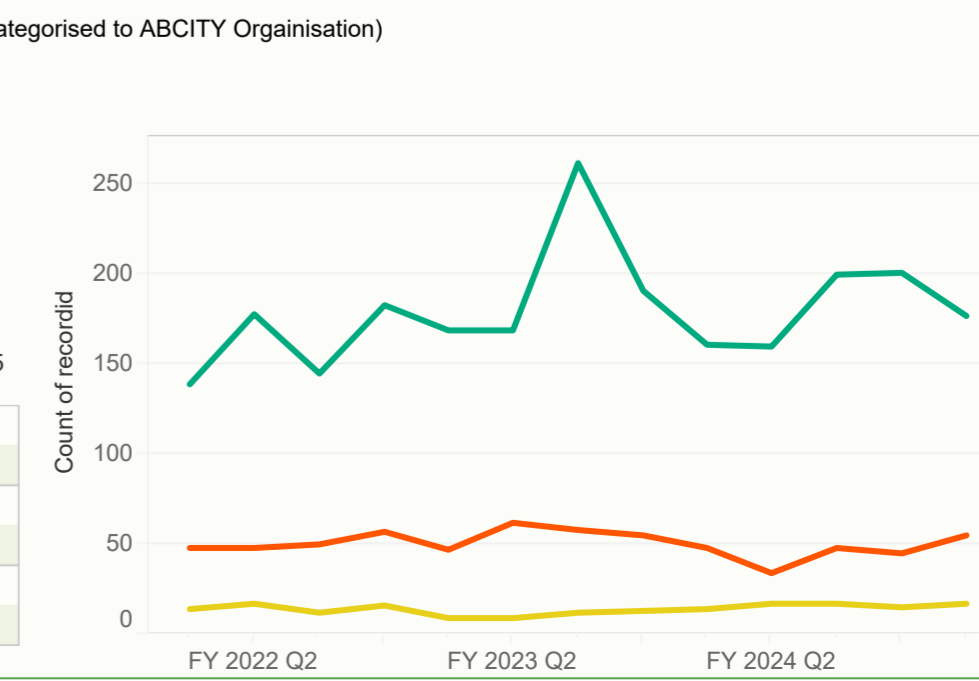
Delayed Discharges - SOARs Ward Codes at Snapshot (Note Ward102 delays not included)

	Delays	Bed Days Monthly
Woodend General Hospital	50	928
Woodend General Hospital	80	2,413



Datix Falls (All Falls Incidents Categorised to ABCITY Organisation)

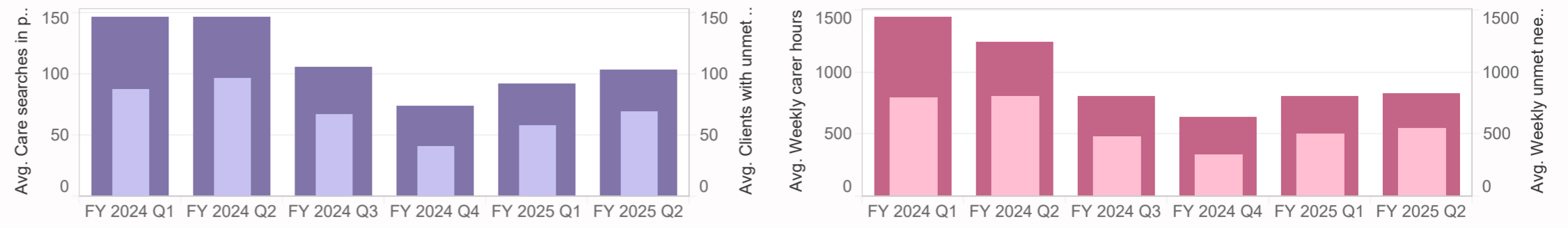
	FY 2022 Q4	FY 2025 Q1
HARM	57	55 ▼ -2
NMISS	16	17 ▲ 1
NOHARM	183	177 ▼ -6



SOCIAL CARE PATHWAYS

OPEN CASES AND UNMET NEED (14+ DAYS OPEN)

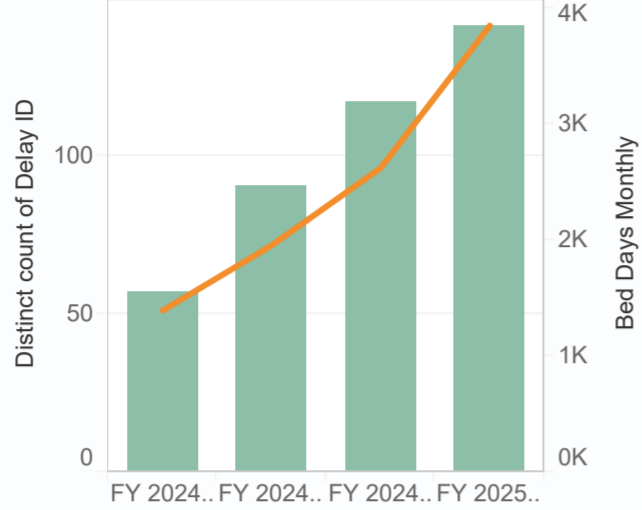
Avg. Care searches in place	FY 2022 Q4: 283.3	FY 2025 Q1: 92.3	▼ -191
Avg. Clients with unmet needs	152.5	57.3	▼ -95.2
Avg. Weekly carer hours	FY 2022 Q4: 2,756	FY 2025 Q1: 806	▼ -1,949.7
Avg. Weekly unmet need carer hours	1,225	507	▼ -718.2



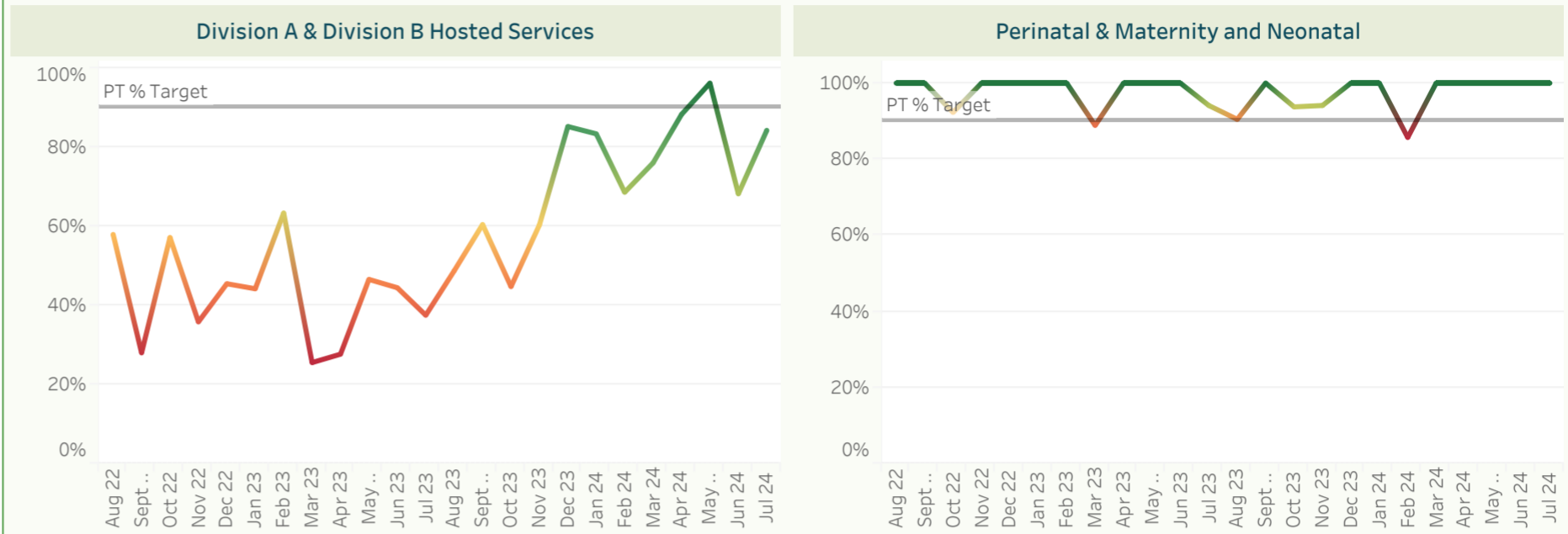
HOME PATHWAYS

DELAYED DISCHARGES (STANDARD AND COMPLEX)

Standard	FY 2022 Q3: 91	FY 2025 Q1: 127	▲ 36
Complex-Code 9	11	18	▲ 7
Standard	FY 2022 Q3: 1,258	FY 2025 Q1: 2,946	▲ 1,688
Complex-Code 9	367	897	▲ 530



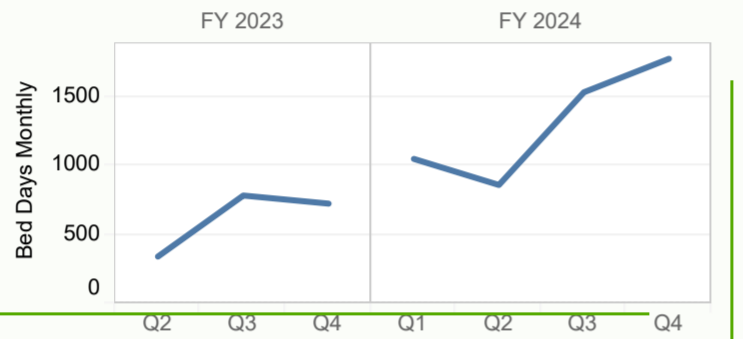
ADULT PT PERCENTAGE TREATED WITHIN 18 WEEKS



MHLD TRANSFORMATION

MHLD DELAYED BED DAYS (RCH, GREAT WESTERN LODGE & POLMUIR REHAB)

Code 9 reasons	FY 2022 Q4: 70	FY 2024 Q4: 518	▲ 448
Health and social care reasons	233	1,266	▲ 1,033

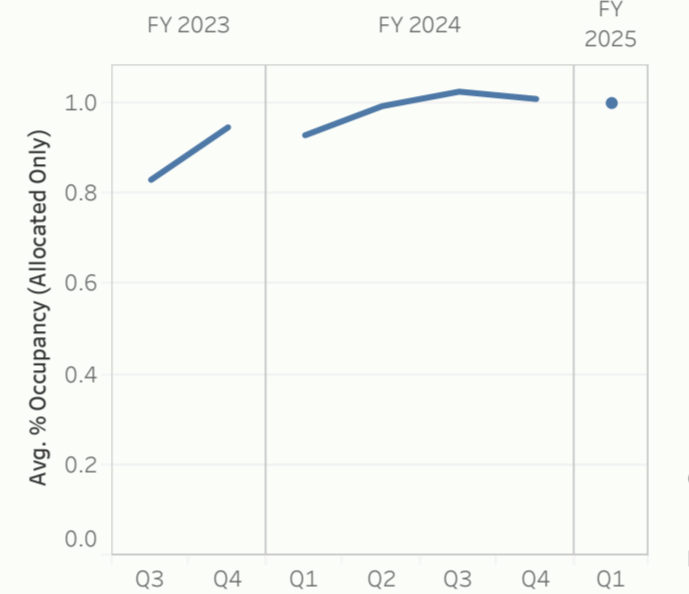


MH AVERAGE OVERNIGHT OCCUPANCY (LISTED WARDS ONLY)

Avg. % Occupancy (Allocated Only)	FY 2022 Q4: 78.5%	FY 2025 Q1: 98.0%	▲ 19.5%
Difference			

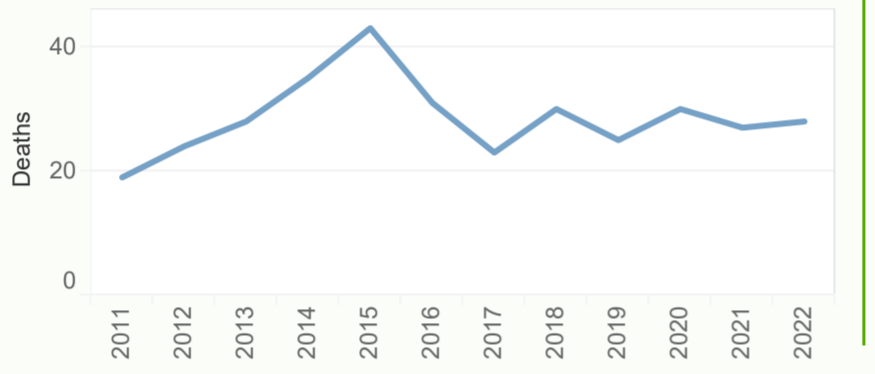
Brodie Ward, RCH	FY 2022 Q4: 76.9%	FY 2025 Q1: 89.5%	▲ 12.6%
Corgarff Ward, RCH	75.5%	98.2%	▲ 22.7%
Davan Ward, RCH	0.0%	107.7%	▲ 107.7%
Dunnottar Ward, RCH	95.7%	107.6%	▲ 11.9%
Eden Ward, RCH	65.6%	91.2%	▲ 25.7%
Forensic Acute, RCH	111.7%	103.3%	▼ -8.4%
Forensic Rehab Ward, RCH	99.5%	108.9%	▲ 9.4%
Fraser Ward, RCH	97.6%	107.4%	▲ 9.8%
Fyvie Ward, RCH	93.7%	100.2%	▲ 6.6%
Huntly Ward, RCH	90.1%	107.9%	▲ 17.9%
IPCU, RCH	74.3%	91.1%	▲ 16.8%
Loirston Ward, RCH	99.3%	90.8%	▼ -8.6%
Muick Ward, RCH	0.0%	105.7%	▲ 105.7%
Skene Ward, RCH	96.5%	101.9%	▲ 5.3%
Strathbeg Ward, RCH	78.8%	90.4%	▲ 11.6%

Great Western Lodge	FY 2022 Q4: 100.0%	FY 2025 Q1: 100.8%	▲ 0.8%
Polmuir Rehab	59.1%	66.7%	▲ 7.6%



PROBABLE SUICIDES

2021	2022	
27	28	▲ 1



STRATEGY

SUITABLE HOMES

Major Adaptations	2018/19: 410	2019/20: 654	2020/21: 63	2021/22: 295	2022/23: 156	2023/24: 610
Minor Adaptations	1,569	1,234	3,105	1,313	1,230	2,382
Community Alarm	1,365	1,242	1,365	1,242	1,365	1,242
Telecare package	2,382	2,382	2,382	2,382	2,382	2,382
Very Sheltered Housing	2,382	2,382	2,382	2,382	2,382	2,382

CARERS SUPPORTED

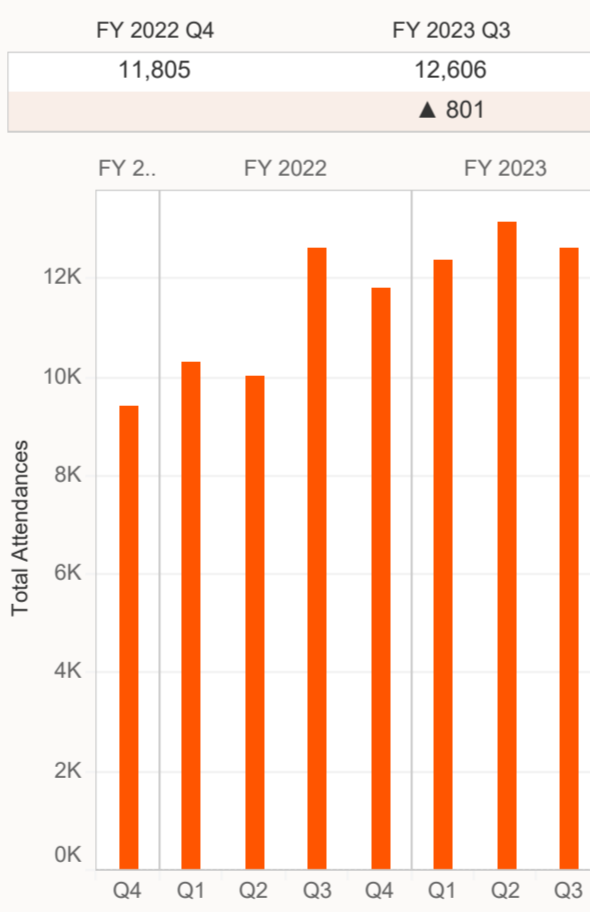
2021/22	2022/23	
594	1018	▲ 71.3%

PREVENTION

ALCOHOL AND DRUG RELATED ADMISSIONS



SEXUAL HEALTH - TOTAL CLINIC ATTENDANCES

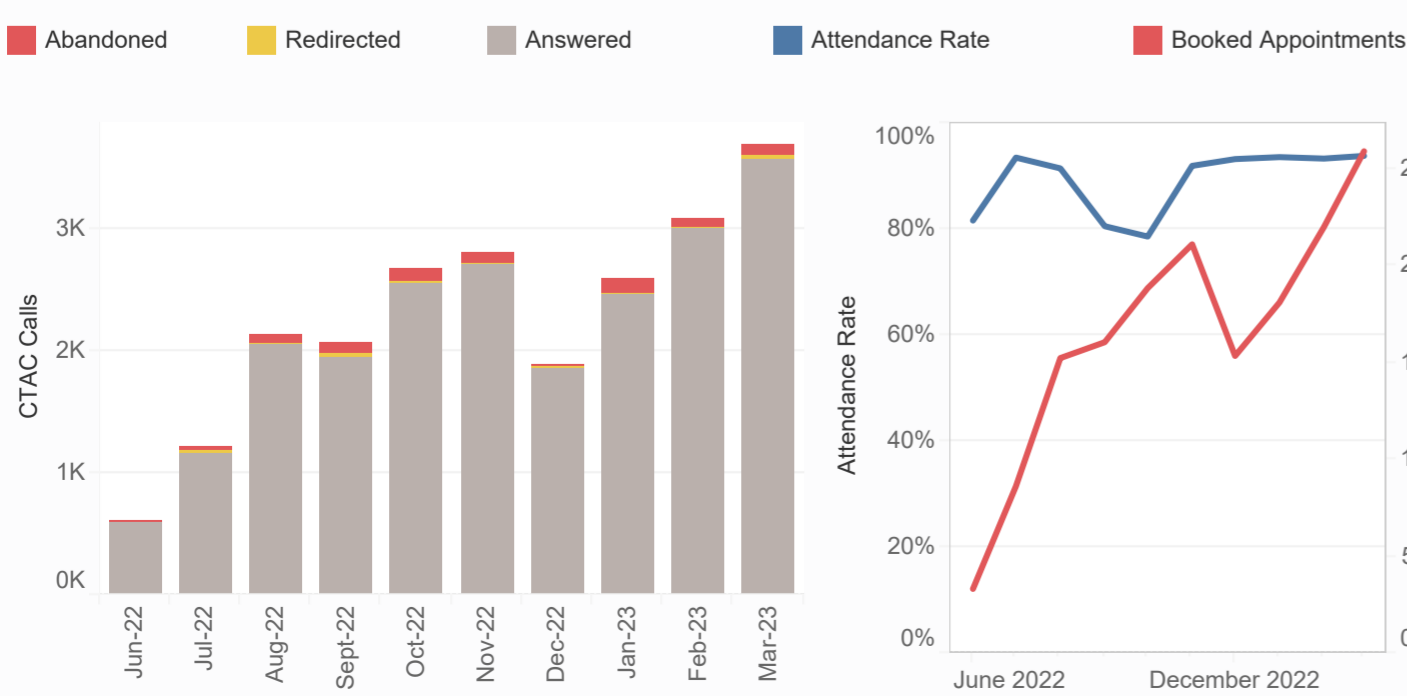


SMOKING CESSATION

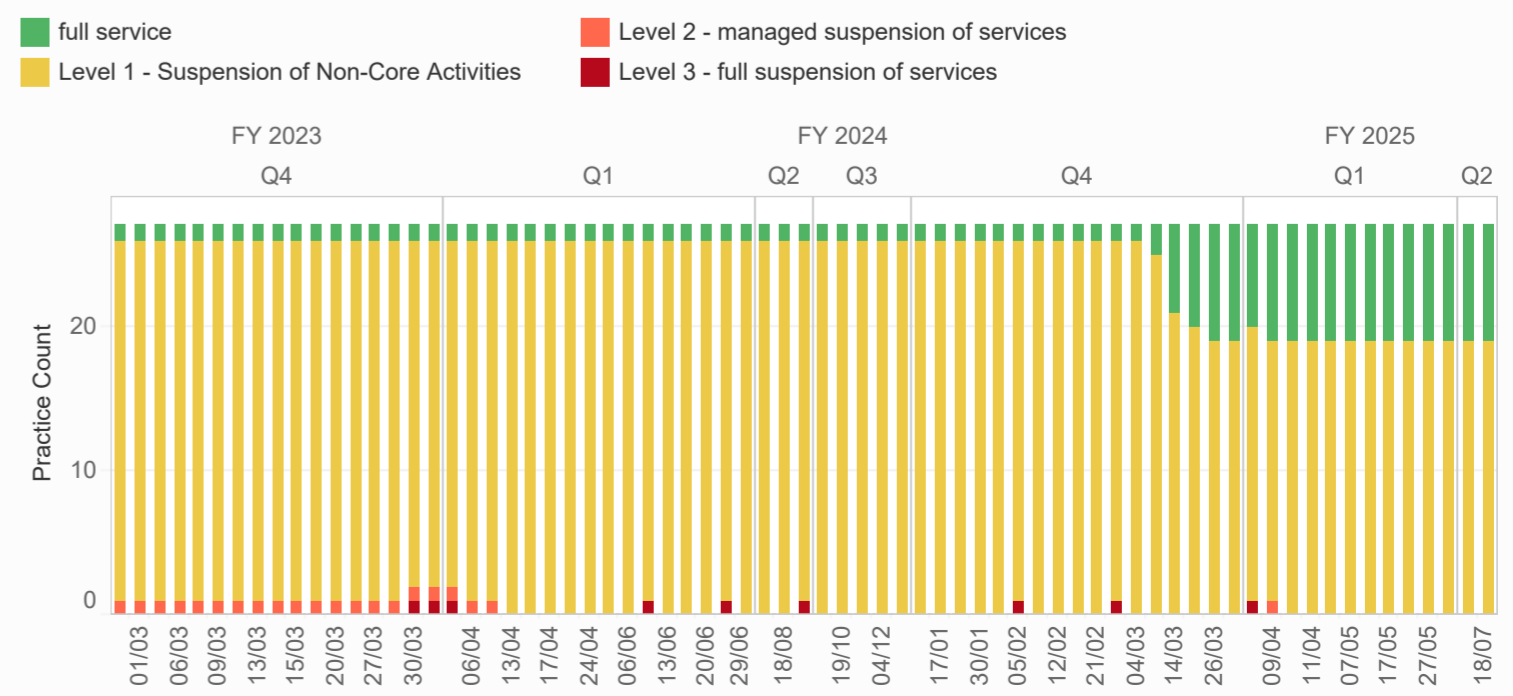
Number Quit Attempts	Four Week Quit Rate	Twelve Week Quit Rate
2022/23: 1,302	41.5%	20.4%
2021/22: 1,401	40.8%	22.1%
2020/21: 1,175	44.9%	25.5%
2019/20: 1,712	39.0%	22.7%
2018/19: 1,740	41.5%	28.5%
2017/18: 1,936	41.7%	29.6%
2016/17: 2,072	38.4%	25.7%

PRIMARY CARE

COMMUNITY TREATMENT AND CARE- (CTAC)



PRIMARY CARE STABILITY LEVELS (Non-standard update frequency)



DEFINITIONS

METRICS USED

			Primary Care	CTAC calls and attendance	Provided by ACHSCP. Community Treatment and Care services appointments booked and attended. Call numbers and results also included.
Datix	Falls	This is taken from DATIX as all falls listed under the ABCITY organisation where the incident result is provided as HARM/NO HARM/NEAR MISS.		Primary Care Stability Levels	Supplied by the Primary Care Contracts Team. Practices contact the team with their current 'Level' which can range from full services to full suspension of services.
Delayed Discharges	Complex Delays	A delay meeting the definition for delayed discharge for which the reason for delay is considered a 'Complex' reason (full delay reason codes available via PHS). These are typically delays where the HSCP has less control (i.e. Adults with Incapacity, Guardianship, Specialist Facility requirements).	Rosewell House	% Step Up (RWH) -	There are beds which are allocated for people who are presenting as unwell but not requiring an admission to an acute hospital setting. These beds may prevent the person from an avoidable admission to hospital or a crisis driven avoidable admission to a mainstream care home. For the dashboard these are identified using the IsFirstWard flag.
	Delayed Discharges	A delayed discharge is a hospital inpatient who has been judged clinically ready for discharge by the responsible clinician in consultation with all agencies involved in planning that patient's discharge, and who continues to occupy the bed beyond the ready for discharge date and 48 hours after social work has been contacted. It is very important that, while the clinician in charge has ultimate responsibility for the decision to discharge, the decision must be made as part of a multi-disciplinary process and focuses on the needs of the individual patient.		Ward Starts (RWH) -	Admission to Rosewell House wards from anywhere in the system at any point during a patients stay, including transfers from any other ward/locations as well as first ward admissions for the given date range. Individuals who have multiple movements into the ward in a date range are counted for both movements.
	Monthly Bed Days	The total number of bed days in a month occupied by a delayed discharge. Note this is not the total length of delay.	SOARS	Average LOS	Calculated as the number of hours between the ward start and the end date divided by 24 to give a decimal day value. This value is expressed as an average for all ward end dates (discharges and transfers) during the given date range.
	Standard Delays	A delay meeting the definition for delayed discharge for which the reason for delay is considered a 'Standard' reason (full delay reason codes available via PHS).		Average Occupancy % -	Calculated using the overnight occupancy for a given ward or group of wards divided by the allocated beds available for the applicable ward(s), given as a percentage.
Hospital at Home	Allocated Beds Available	Allocated beds is pulled directly from the applicable field in Trakcare for that ward.		Max LOS	As above however, only the maximum LOS value for a discharge that has occurred in the given date range.
	Average % Occupancy	Calculated using the overnight occupancy for a given ward or group of wards divided by the allocated beds available for the applicable ward(s), given as a percentage.		Ward Starts -	Admission to SOARS wards from anywhere in the system at any point during a patients stay, including transfers from any other ward/locations as well as first ward admissions for the given date range. Individuals who have multiple movements into the ward in a date range are counted for both movements.
	Hospital at Home Admissions	Admission to Hospital at Home wards from anywhere in the system at any point during a patients stay, including transfers from any other ward/locations as well as first ward admissions for the given date range. Individuals who have multiple movements into the ward in a date range are counted for both movements.	Social Care	Care Searches in Place	Provided by ACHSCP. The total number of cases which remain open and awaiting care (a single client can have multiple cases).
	Overnight Occupancy	The total number of occupied beds at midnight for The given date.		Clients with Unmet Needs	Provided by ACHSCP. The number of clients who have been waiting over 14 days for one or more open cases for social care.
Mental Health	Probable Suicides	'Probable suicides' refers to deaths from intentional self-harm and events of undetermined intent. The latter category includes cases where it is not clear whether the death is a suicide. Data used for this chart is from published data.		Weekly Carer Hours	Provided by ACHSCP. The total number of hours required to satisfy the care requirements for all open cases.
	RCH Average Overnight Occupancy	Calculated using the overnight occupancy for a given ward or group of wards divided by the allocated beds available for the applicable ward(s), given as a percentage.	Strategy	Adaptations	Provided by ACHSCP. Adaptations completed split by major/minor.
Prevention	Alcohol and Drug Related Admissions	These are admissions which have ICD10 codes given below. Note that this figure can vary and lag as diagnosis is determined and amended on Trakcare - this can take a few months to appear within the data. Recent data should be considered as changable. Alcohol Related- F10 codes. Drug Related - F11 - F19 codes.		Telecare	Provided by ACHSCP. Telecare and community alarm clients.
	Sexual Health Clinic Activity	Provided by ACHSCP for the dashboard and include face to face and phone/virtual visits.	Ward 102	Daily Boarders -	A patient who is physically located on a different ward but should have been admitted to the given ward, however no bed was available to admit them. For example a patient who is under the care of Ward 102 may use a bed in another ward.
				Ward 102 Ward Starts	Admission to Ward 102 from anywhere in the system at any point during a patients stay, including transfers from any other ward/locations as well as first ward admissions for a given date range. Individuals who have multiple movements into the ward in a date range are counted for both movements.

GLOSSARY OF ADDITIONAL TERMS

Creative breaks	Creative Breaks is a funding programme of the Short Breaks Fund, operated by Shared Care Scotland on behalf of the Scottish Government. The purpose of the Short Breaks Fund is to increase the range, availability, and choice of short breaks for carers and those they care for across Scotland. The Short Breaks Fund aims to make a lasting positive impact to carers and the people that they care for, to funded organisations, and to wider short breaks policy and practice. The Creative Breaks programme provides grant funding to third sector organisations to develop and deliver short breaks projects and services for carers of adults (aged 21 years), and young carers (caring for children or adults), and the people that they care for.
Criteria led discharge	This term is used to describe a discharge process which is led by certain criteria that will enable the person to be discharged safely. During the persons stay the doctors, nurses and other staff will work with them to observe and record their progress with certain "goals". The term 'goal' refers to what the healthcare team want they person to achieve for their individual health needs. Discharge from hospital happens when they are medically ready to go and their healthcare team have confirmed they have met their goals as an inpatient. Criteria Led Discharge goals may include: <ul style="list-style-type: none"> • Ability to transfer safely – this doesn't necessarily mean walking, but means they can safely transfer from bed to a chair etc. with any equipment assessed necessary for their needs. • that their blood pressure and temperature are within the required range. • their discharge destination is ready, safe for them to return to and they have any required care packages/equipment in place.
Delayed Discharge	A delayed discharge is a hospital inpatient who has been judged clinically ready for discharge by the responsible clinician in consultation with all agencies involved in planning that patient's discharge, and who continues to occupy the bed beyond the ready for discharge date. It is very important that, while the clinician in charge has ultimate responsibility for the decision to discharge, the decision must be made as part of a multi-disciplinary process and focuses on the needs of the individual patient
Delayed Transfer of Care	A 'delayed transfer of care' occurs when a patient is ready to leave their current bed but requires some further care in another facility or community hospital but is still occupying an acute bed. Delayed transfers – also referred to as 'DTCs' or sometimes, often in the media, described as 'bed-blocking' – can cause considerable distress and unnecessarily long stays in hospital for patients. They also affect waiting times for NHS care, as delayed transfers reduce the number of beds available for other patients
Discharge to Assess,	Where people who are clinically optimised and do not require an acute hospital bed, but may still require care services are provided with short term, funded support to be discharged to their own home (where appropriate) or another community setting. Assessment for longer-term care and support needs is then undertaken in the most appropriate setting and at the right time for the person
Emergency discharge beds	This is provision of care in a care home setting for the care of people who are medically fit for discharge however, there is no placement in the current system able to support them with their preferred placement. They may also need a bit more nursing or support to recover completely before moving onto their selected placement. The placement may be required due to a lack of care at home care availability or a place in their preferred care home or Very Sheltered housing scheme not being available. Emergency discharge beds tend to be purchased as a result of increased pressure and demand on the system to support people to move on from the hospital and release bed capacity.
Hospital at home	Is a short-term, targeted intervention that aims to provide a level of acute hospital care in a person's own home or normal place of care that is equivalent to that provided within a hospital.
Hospital Homecoming	A two year volunteer project with nine test sites, at the time of writing, to support people up to 12 weeks after they have been discharged from hospital. Services the volunteers offer include shopping, prescription collections, transport to appointments, befriending and dog walking.
Interim placement	There will be times when a patient in hospital, or the community cannot access the service they require, be that a Care Home, alternative housing with care, or a Care at Home service and therefore a variety of interim options are required. This avoids risk or harm to patients by reducing unnecessary delays for individuals being discharged from hospital but also to avoid where possible unnecessary admissions to hospital.
Reablement	The reablement approach supports people to do things for themselves and helps people to retain or regain their skills and confidence so they can learn to manage again after a period of illness. It is usually provided in the person's own home and aims to assist people to continue to live as they wish and to enable the individual to do ordinary activities like cooking meals, washing, dressing, moving about the home and going out. Reablement may be used to support discharge from hospital, prevent readmission or enable an individual to remain living at home. (from SCIE)
Rehabilitation	Person-centred interventions designed to optimise functioning and reduce disability in individuals with health conditions in interaction with their environment. Rehabilitation may be required following an injury, surgery, disease or illness or because their functioning has declined with age. Rehabilitation can help to reduce, manage or prevent complications associated with many health conditions, such as spinal cord injury, stroke, or a fracture. Rehabilitation is provided by a multidisciplinary workforce including physiotherapists, occupational therapists, speech and language therapists, audiologists, orthotists and prosthetists, clinical psychologists, physical medicine and rehabilitation doctors, and rehabilitation nurses. It addresses underlying conditions such as pain and supports people to overcome difficulties with movement, communication, eating, thinking, seeing, hearing. It helps the person be as independent as possible in everyday activities and enables participation in education, work, recreation and meaningful roles. (WHO)
Respite	An opportunity for carers and those that they care for to have a break from their current circumstances in a residential setting such as a care home or very sheltered housing complex. Respite may be planned in advance, or unplanned where there is a sudden change in someone's situation or as a place of safety, in response to an Adult Protection situation and/or emergency response to risk allowing time to forward plan and make arrangements.
Step down beds	These are rehabilitation beds when people need a bit more time to recover after a period of time when they have been unwell or after surgery. The person is generally well but require a time of support to help them rehabilitate with input from Allied health Professions such as Occupational Therapists and Physiotherapists.
Step up beds	There are beds which are allocated for people who are presenting as unwell but not requiring an admission to an acute hospital setting. This may be in a care home for example which provide 24 hour care and support to a person who may be requiring additional care and support and in some cases nursing input. These beds may prevent the person from an avoidable admission to hospital or a crisis driven avoidable admission to a mainstream care home.